



Subject:

Performance data

Application: Refrigeration & AC

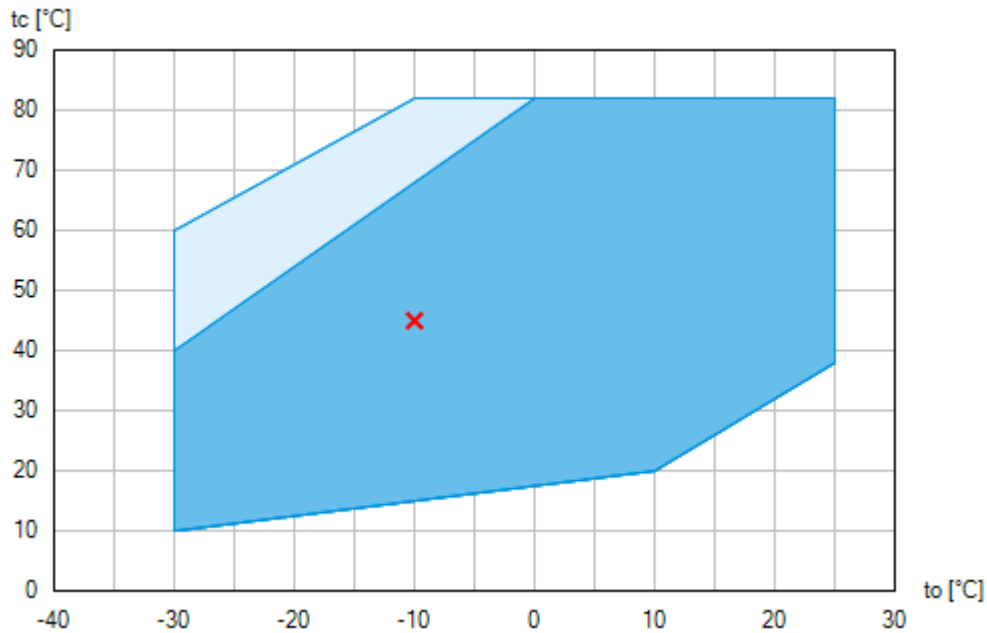
Refrigerant	R513A	Compressor refrigeration capacity	29.70 kW
Reference temperature	Dew point	Evaporator refrigeration capacity	29.70 kW
Power supply	50 Hz, 400 V	Power consumption	13.10 kW
Supply frequency	50 Hz	Current draw (400 V)	35.50 A
Evaporating temperature	-10.0 °C	Coefficient of performance (COP/EER)	2.25
<i>Evaporating pressure (abs.)</i>	<i>2.23 bar</i>	Condensing capacity	42.90 kW
Condensing temperature	45.0 °C	Mass flow	0.254 kg/s
<i>Condensing pressure (abs.)</i>	<i>12.17 bar</i>	Discharge end temperature	69.3 °C ¹⁾
Suction gas superheat	8 K		
Subcooling (outside cond.)	0 K		
Usable superheat	100%		



Preliminary capacity data.

-
- 1) The stated value of the discharge end temperature is a mere calculated value. Additional cooling and heat dissipation are not considered. Deviations (particularly in deep freezing applications) from the real measured discharge temperature during operation are possible.

Subject:

Operating limits



-  Unlimited application range
-  Supplementary cooling or reduced suction gas temperature ($\Delta t_{oh} < 20K$)

Compressor operation is possible within the limits shown on the diagrams of application. Please note the coloured areas. Compressor application limits should not be chosen for design purposes or continuous operation. Axis values refer to dew point (saturated vapour line).

BOCK® HGX56e/1155-4 S

Engine: 380-420V Y/YY -3- 50Hz PW

Refrigerant: R513A

**Subject:****Technical data**

Number of cylinders / Bore / Stroke	6 / 70 mm / 50 mm
Displacement 50/60 Hz (1450/1740 ¹ /min)	100,4 / 120,5 m ³ /h
Voltage ¹⁾	380-420V Y/YY -3- 50Hz PW
	440-480V Y/YY -3- 60Hz PW
Winding divided into	50% / 50%
Max. working current ²⁾	58.3 A
Max. power consumption ²⁾	33.3 kW
Starting current (rotor blocked) ²⁾	196.0 / 335.0 A
Motor protection	INT69 G
Protection terminal box	IP 66
Weight	221 kg
Frequency range ³⁾	25 - 70 Hz
Max. permissible overpressure (g) (LP/HP) ⁴⁾	19 / 28 bar
Connection suction line SV	54 mm - 2 1/8 "
Connection discharge line DV	35 mm - 1 3/8 "
Lubrication	Oil pump
Oil type R134a, R404A, R407A/C/F, R448A, R449A, R450A, R513A	BOCKlub E55
Oil type R22	BOCKlub A46
Oil charge	3,2 Ltr.
Oil sump heater	230 V - 1 - 50/60 Hz, 160 W
Dimensions Length / Width / Height	740 / 436 / 429 mm
Sound power level L _{WA} ⁵⁾	86 dB(A) @ -35 °C / +40 °C
	80 dB(A) @ -10 °C / +45 °C
	78 dB(A) @ +5 °C / +50 °C
Sound pressure level L _{pA} ⁵⁾	73 dB(A) @ -35 °C / +40 °C
	67 dB(A) @ -10 °C / +45 °C
	64 dB(A) @ +5 °C / +50 °C

Subject to change without notice

To:

From:

14.03.2026

Page 3 of 12

VAP 11.15.3 – vap.danfoss.com



Subject:

- 1) Tolerance ($\pm 10\%$) relates to the mean value of the voltage range. Other voltages and current types on request

All data are based on voltage rms values

PW = part winding, motors for part winding starting
(no start unloaders required)
Designs for Y/D on request
- 2) - The stated value for the max. power consumption is valid for the adjusted power supply.

- Starting current (rotor blocked):
 - Part winding (PW) motors: Winding 1 / Winding 1+2
 - Delta/Star (Δ/Y) motors: Δ / Y- Take account of the max. operating current / max. power consumption for designing motor contractors, feed lines, fuses and motor protection switches. Motor contractors: Consumption category AC3.
- 3) The maximum permissible working current of the compressor (I_{max}) must not be exceeded. Take account of the guidelines for use of frequency inverter (see compressor assembly instruction or selection software).
- 4) LP = Low pressure
HP = High pressure
- 5) Declared dual-number noise emission values are in accordance with ISO 4871. The corresponding uncertainty to the sound power level is $K_{WA} = 2,5$ dB and to the sound pressure level is $K_{pA} = 2,5$ dB. The values are valid for 50 Hz with the refrigerant R404A at the standard rating points according to EN 12900.
 - A-weighted sound power level L_{WA} (re 1 pW), in decibel. To determine the values, measurement methods of the ISO 3740 standard with accuracy class 2 or higher were used .
 - A-weighted sound pressure level L_{pA} (re 20 μ Pa), in decibel. The values are calculated from the sound power level in accordance with ISO 11203: $L_{pA} = L_{WA} - Q_2$ at a distance of $d = 1$ m to the reference box.

BOCK® HGX56e/1155-4 S

Engine: 380-420V Y/YY -3- 50Hz PW

Refrigerant: R513A

**Subject:****Performance data table**

Application: Refrigeration & AC

Reference temperature: Dew point

Supply frequency: 50 Hz

Voltage: 400 V

Suction gas superheat: 8 K

Subcooling (outside cond.): 0 K

tc [°C]		to [°C]									
		10.0	5.0	0.0	-5.0	-10.0	-15.0	-20.0	-25.0	-30.0	-35.0
10.0	Q [W] P [kW] I [A]										16700 6.36 31.10
15.0	Q [W] P [kW] I [A]					46200 9.29 32.80	36200 8.72 32.40	27900 8.05 32.00	21100 7.31 31.60	15600 6.55 31.20	
20.0	Q [W] P [kW] I [A]	101000 11.00 33.90	83100 11.10 34.00	67900 10.90 33.90	54800 10.50 33.60	43600 9.98 33.20	34100 9.27 32.70	26200 8.46 32.30	19700 7.61 31.80	14500 6.74 31.30	
25.0	Q [W] P [kW] I [A]	95000 12.40 34.90	78400 12.30 34.90	64000 11.90 34.60	51600 11.40 34.20	40900 10.60 33.70	31900 9.82 33.10	24400 8.88 32.50	18300 7.90 31.90	13400 6.93 31.40	
30.0	Q [W] P [kW] I [A]	89500 13.80 36.00	73800 13.50 35.80	60100 12.90 35.40	48300 12.20 34.80	38200 11.30 34.20	29700 10.30 33.50	22600 9.27 32.70	16800 8.17 32.10	12200 7.08 31.50	
35.0	Q [W] P [kW] I [A]	83900 15.10 37.20	69000 14.70 36.80	56000 13.90 36.20	44900 13.00 35.40	35400 12.00 34.60	27400 10.80 33.80	20800 9.64 33.00	15300 8.40 32.20	11000 7.20 31.50	
40.0	Q [W] P [kW] I [A]	78200 16.50 38.40	64200 15.80 37.80	52000 14.90 37.00	41500 13.80 36.10	32600 12.60 35.10	25100 11.30 34.10	18900 9.95 33.20	13800 8.59 32.30	9720 7.27 31.60	
45.0	Q [W] P [kW] I [A]	72500 17.80 39.70	59300 16.90 38.80	47800 15.80 37.80	38000 14.50 36.70	29700 13.10 35.50	22800 11.70 34.40	17000 10.20 33.40	12300 8.71 32.40	8520 7.27 31.60	
50.0	Q [W] P [kW] I [A]	66800 19.10 40.90	54400 18.00 39.80	43700 16.70 38.60	34600 15.20 37.30	26900 13.60 35.90	20400 12.00 34.70	15200 10.30 33.50	10900 8.75 32.40	7330 7.18 31.50	
55.0	Q [W] P [kW] I [A]	61000 20.30 42.20	49400 18.90 40.80	39500 17.40 39.30	31100 15.80 37.80	24000 14.00 36.30	18100 12.20 34.80	13300 10.40 33.50	9340 8.70 32.40	6180 7.00 31.40	
60.0	Q [W] P [kW] I [A]	55100 21.40 43.40	44400 19.80 41.70	35300 18.10 40.00	27600 16.30 38.20	21100 14.40 36.50	15800 12.40 35.00	11500 10.40 33.50	7900 8.55 32.30	5060 6.71 31.30	
65.0	Q [W] P [kW] I [A]	49300 22.40 44.50	39500 20.60 42.50	31100 18.70 40.60	24100 16.70 38.60	18300 14.60 36.70	13500 12.40 35.00	9610 10.30 33.40	6490 8.27 32.10		
70.0	Q [W] P [kW] I [A]	43400 23.30 45.50	34500 21.30 43.30	26900 19.20 41.00	20600 16.90 38.80	15500 14.60 36.80	11300 12.30 34.90	7840 10.00 33.30			
75.0	Q [W] P [kW] I [A]	37600 24.00 46.40	29500 21.80 43.90	22700 19.50 41.40	17200 17.00 38.90	12700 14.60 36.70	8990 12.10 34.70				

Subject to change without notice

To:

From:

14.03.2026

Page 5 of 12

VAP 11.15.3 – vap.danfoss.com



Subject:

80.0	Q [W]	31700	24500	18600	13800	9870					
	P [kW]	24.70	22.20	19.70	17.00	14.30					
	I [A]	47.10	44.30	41.50	38.90	36.50					

Preliminary capacity data.

Supplementary cooling or reduced suction gas temperature ($\Delta t_{oh} < 20K$)

- t_o* Evaporating temperature
- t_c* Condensing temperature
- Q* Compressor refrigeration capacity
- P* Power consumption
- I* Current draw

BOCK® HGX56e/1155-4 S

Engine: 380-420V Y/YY -3- 50Hz PW

Refrigerant: R513A



Subject:

Scope of supply

Semi-hermetic six-cylinder reciprocating compressor with drive motor
Single-section compressor housing with hermetically integrated electric motor

Rear bearing flange prepared for oil differential pressure sensor DELTA-P II

Winding protection with PTC resistor sensors and electronic trigger unit INT69 G
115-230 V AC, 50/60 Hz, IP00

Oil pump

Possibility of connection of oil level controllers ESK, AC+R or CARLY

Possibility of connection of oil level controllers Traxoil ¹⁾

Possibility for connection of oil pressure safety switch MP54

Oil charge:

HG: **BOCK**lub A46

HGX: **BOCK**lub E55

Sight glass

Pressure relief valve

Suction and discharge line valve

Inert gas charge

Accessories

(Digital) capacity regulator DCR14 230 V - 1 - 50/60 Hz, IP65
possible equipment see Capacity regulator 09900-DGbF

Cylinder cover prepared for digital capacity regulator

Oil sump heater 230 V - 1 - 50/60 Hz, 160 W

USB converter for INT69 G Diagnose ²⁾

Oil pressure safety switch MP54 230 V - 1 - 50/60 Hz, IP20 ²⁾

INT69 G Diagnose 115-230 V AC, 50/60 Hz, IP00 (INT69 G not applicable)

INT69 GTML Diagnose 115-230 V AC, 50/60 Hz, IP00, including oil differential pressure sensor INT250G,
thermal protection thermostat per cylinder covers, (INT69 G not applicable) ²⁾

Oil differential pressure sensor DELTA-P II 220-240 V - 1 - 50/60 Hz ²⁾

Connection piece suction and discharge valve in welding design

Thermal protection thermostat per cylinder cover

Oil temperature sensor (Pt1000, for external evaluation)

Subject to change without notice

To:

From:

14.03.2026

Page 7 of 12

VAP 11.15.3 – vap.danfoss.com

BOCK® HGX56e/1155-4 S

Engine: 380-420V Y/YY -3- 50Hz PW

Refrigerant: R513A



Subject:

Hot gas temperature sensor (Pt1000, for external evaluation) ³⁾

Thermal protection thermostat per cylinder cover

Additional fan

230 V AC - 1 - 50 Hz, 97 W, IP44

230 V AC - 1 - 60 Hz, 128 W ²⁾

Injection nozzle for liquid injection ²⁾

4 anti-vibration pads enclosed

Special voltage and/or frequency (on request)

1) Only with additional adapter possible

2) Enclosure

3) Mounted

Subject to change without notice

To:

From:

14.03.2026
Page 8 of 12

VAP 11.15.3 – vap.danfoss.com

BOCK® HGX56e/1155-4 S
Engine: 380-420V Y/YY -3- 50Hz PW
Refrigerant: R513A



Subject:

Dimensions and connections

Subject to change without notice

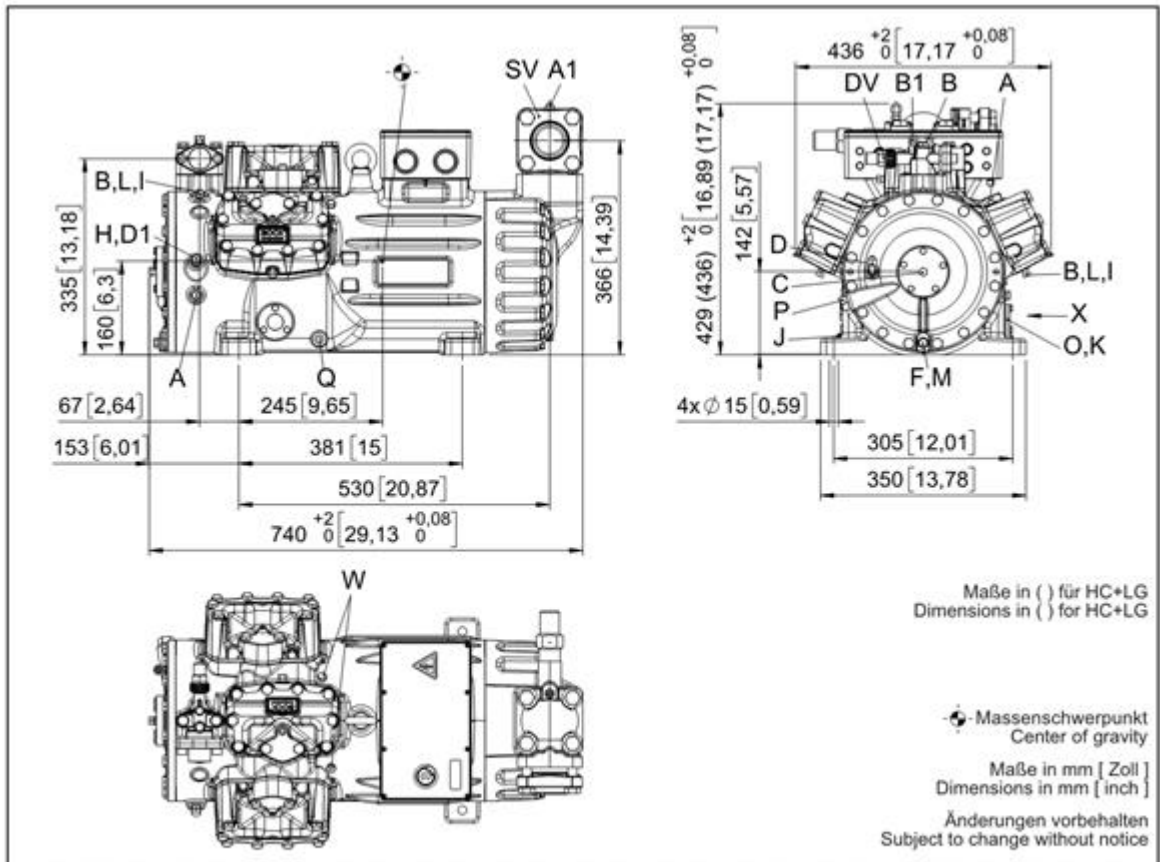
To:

From:

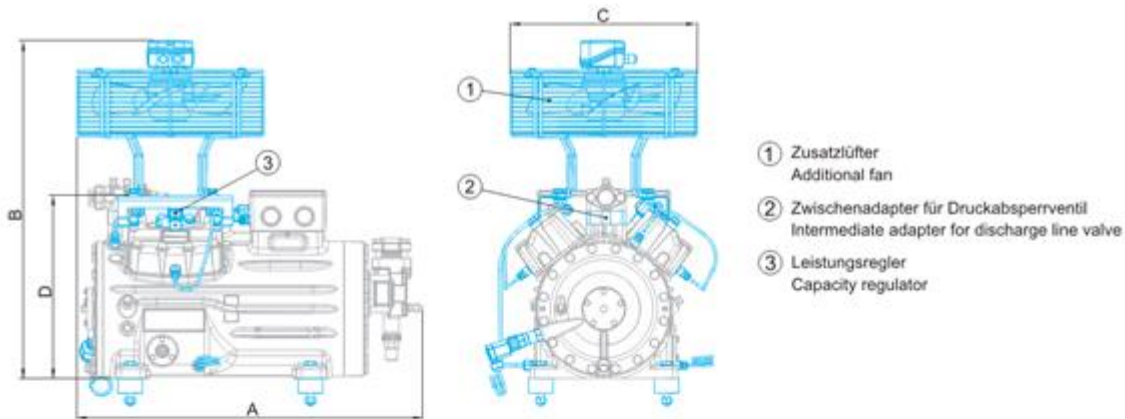
14.03.2026
Page 9 of 12

VAP 11.15.3 – vap.danfoss.com

Subject:



Maße Zubehör / Dimensions Accessories

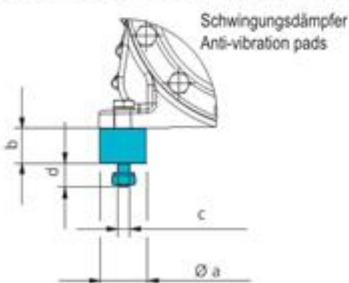


Typ / Type	A mm / inch	B mm / inch	C mm / inch	D mm / inch
HG12P	ca. 460 / 18	ca. 500 / 20	ca. 315 / 12	-
HG22e	ca. 525 / 21	ca. 610 / 24	ca. 380 / 15	-
HG34e	ca. 580 / 23	ca. 640 / 25	ca. 380 / 15	-
HG44e	ca. 710 / 28	ca. 685 / 27	ca. 380 / 15	368 / 14
HG56e	-	ca. 710 / 28	ca. 380 / 15	-
HG66e	ca. 820 / 32	ca. 800 / 31	ca. 380 / 15	-

Ansicht X: Anschlussmöglichkeit für Ölspiegelregulator
 View X: Possibility of connection of oil level regulator



- Dreilochanschluss für TRAXOIL (3xM6x10)
 Three-hole connection for TRAXOIL (3xM6x10)
- Dreilochanschluss für ESK, AC+R, CARLY (3xM6x10)
 Three-hole connection for ESK, AC+R, CARLY (3xM6x10)



Typ / Type	Øa mm / inch	b mm / inch	c mm / inch	d mm / inch
HG12P	30 / 1.2	30 / 1.2	M8	20 / 0.8
HG22e	40 / 1.6	30 / 1.2	M10	20 / 0.8
HG34e	40 / 1.6	30 / 1.2	M10	20 / 0.8
HG44e	50 / 2.0	30 / 1.2	M12	25 / 1.0
HG56e	50 / 2.0	30 / 1.2	M12	25 / 1.0
HG66e	50 / 2.0	30 / 1.2	M12	25 / 1.0
HG88e	70 / 2.8	45 / 1.8	M12	37 / 1.5

ange without notice

BOCK® HGX56e/1155-4 S

Engine: 380-420V Y/YY -3- 50Hz PW

Refrigerant: R513A

**Subject:**

SV	Suction line valve, tube \varnothing ¹⁾	54 mm - 2 1/8 "
DV	Discharge line valve, tube \varnothing ¹⁾	35 mm - 1 3/8 "
A	Connection suction side, not lockable	1/8 " NPTF
A1	Connection suction side, lockable	7/16 " UNF
B	Connection discharge side, not lockable	1/8 " NPTF
B1	Connection discharge side, lockable	7/16 " UNF
C	Connection oil pressure safety switch OIL	1/8 " NPTF
D	Connection oil pressure safety switch LP	7/16 " UNF
D1	Connection oil return from oil separator	1/4 " NPTF
F	Oil drain	M 12 x 1.5
H	Oil charge plug	1/4 " NPTF
I	Connection hot gas temperature sensor	1/8 " NPTF
J	Connection oil sump heater	3/8 " NPTF
K	Sight glass	3 x M 6
L	Connection thermal protection thermostat	1/8 " NPTF
M	Oil strainer	M 12 x 1.5
O	Connection oil level regulator	3 x M 6
P	Connection oil differential pressure sensor	M 20 x 1.5
Q	Connection oil temperature sensor	1/8" NPTF
W	Connection for refrigerant injection	2 x 1/8 " NPTF

1) Brazing connection

Subject to change without notice

To:

From:

14.03.2026
Page 11 of 12VAP 11.15.3 – vap.danfoss.com

BOCK® HGX56e/1155-4 S
Engine: 380-420V Y/YY -3- 50Hz PW
Refrigerant: R513A



Subject:

Product photo



Subject to change without notice

To:

From:

14.03.2026
Page 12 of 12

VAP 11.15.3 – vap.danfoss.com