

BOCK® HGX22e/190-4

Engine: 220-240V Δ / 380-420V Y -3- 50Hz

Refrigerant: R452A



Subject:

Performance data

Application: Refrigeration & AC

Refrigerant	R452A	Compressor refrigeration capacity	7.75 kW
Reference temperature	Dew point	Evaporator refrigeration capacity	7.75 kW
Power supply	50 Hz, 400 V	Power consumption	3.69 kW
Supply frequency	50 Hz	Current draw (400 V)	6.42 A
Evaporating temperature	-10.0 °C	Coefficient of performance (COP/EER)	2.10
<i>Evaporating pressure (abs.)</i>	<i>3.99 bar</i>	Condensing capacity	11.50 kW
Condensing temperature	45.0 °C	Mass flow	0.074 kg/s
<i>Condensing pressure (abs.)</i>	<i>19.83 bar</i>	Discharge end temperature	75.4 °C ¹⁾
Suction gas superheat	10 K		
Subcooling (outside cond.)	0 K		
Usable superheat	100%		

Preliminary capacity data.

-
- 1) The stated value of the discharge end temperature is a mere calculated value. Additional cooling and heat dissipation are not considered. Deviations (particularly in deep freezing applications) from the real measured discharge temperature during operation are possible.

Subject to change without notice

To:

From:

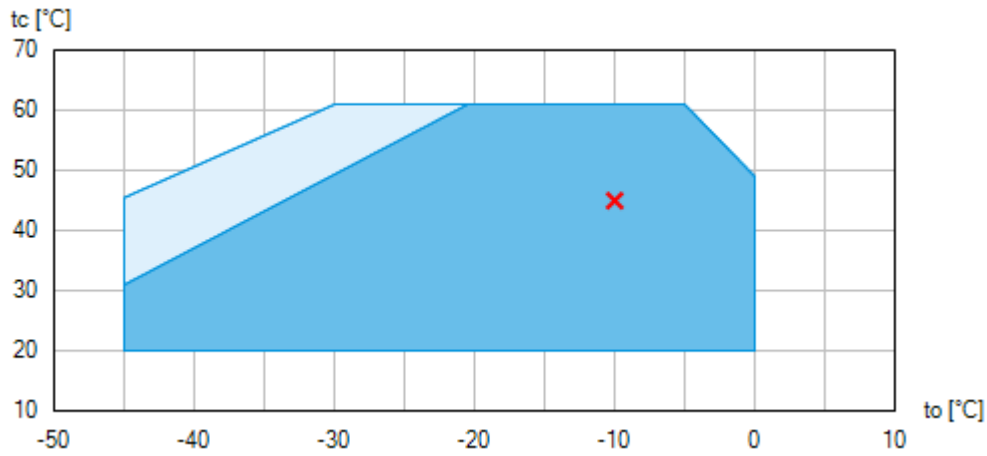
13.03.2026



Page 1 of 11

VAP 11.15.3 – vap.danfoss.com

Subject:

Operating limits



-  Unlimited application range
-  Supplementary cooling or reduced suction gas temperature ($\Delta t_{oh} < 20K$)

Compressor operation is possible within the limits shown on the diagrams of application. Please note the coloured areas. Compressor application limits should not be chosen for design purposes or continuous operation. Axis values refer to dew point (saturated vapour line).

BOCK® HGX22e/190-4

Engine: 220-240V Δ / 380-420V Y -3- 50Hz

Refrigerant: R452A



Subject:

Technical data

Number of cylinders / Bore / Stroke	2 / 55 mm / 40 mm
Displacement 50/60 Hz (1450/1740 ¹ /min)	16,50 / 19,80 m ³ /h
Voltage ¹⁾	220-240V Δ / 380-420V Y -3- 50Hz
	265-290V Δ / 440-480V Y -3- 60Hz
Max. working current ²⁾	13.8 / 8.0 A
Max. power consumption ²⁾	4.8 kW
Starting current (rotor blocked) ²⁾	69.0 / 40.0 A
Motor protection	INT69 G
Protection terminal box	IP 66
Weight	73 kg
Frequency range ³⁾	30 -70 Hz
Max. permissible overpressure (g) (LP/HP) ⁴⁾	19 / 28 bar
Connection suction line SV	22 mm - 7/8 "
Connection discharge line DV	16 mm - 5/8 "
Lubrication	Oil pump
Oil type R134a, R404A, R407A/C/F, R448A, R449A, R450A, R513A	BOCKlub E55
Oil type R22	BOCKlub A46
Oil charge	1,1 Ltr.
Dimensions Length / Width / Height	468 / 240 / 315 mm
Sound power level L _{WA} ⁵⁾	70 dB(A) @ -35 °C / +40 °C
	69 dB(A) @ -10 °C / +45 °C
Sound pressure level L _{pA} ⁵⁾	58 dB(A) @ -35 °C / +40 °C
	57 dB(A) @ -10 °C / +45 °C

1) Tolerance (± 10%) relates to the mean value of the voltage range. Other voltages and current types on request

All data are based on voltage rms values

2) - The stated value for the max. power consumption is valid for the adjusted power supply.

- Starting current (rotor blocked):

- Part winding (PW) motors: Winding 1 / Winding 1+2
- Delta/Star (Δ/Y) motors: Δ / Y

- Take account of the max. operating current / max. power consumption for designing motor contractors, feed lines, fuses and motor protection switches. Motor contractors: Consumption category AC3.

3) The maximum permissible working current of the compressor (I_{max}) must not be exceeded. Take account of the guidelines for use of frequency inverter (see compressor assembly instruction or selection software).

Subject to change without notice

To:

From:

13.03.2026

Page 3 of 11

VAP 11.15.3 – vap.danfoss.com

BOCK® HGX22e/190-4

Engine: 220-240V Δ / 380-420V Y -3- 50Hz

Refrigerant: R452A



Subject:

- 4) LP = Low pressure
HP = High pressure
- 5) Declared dual-number noise emission values are in accordance with ISO 4871. The corresponding uncertainty to the sound power level is $K_{WA} = 2,5$ dB and to the sound pressure level is $K_{pA} = 2,5$ dB. The values are valid for 50 Hz with the refrigerant R404A at the standard rating points according to EN 12900.
 - A-weighted sound power level L_{WA} (re 1 pW), in decibel. To determine the values, measurement methods of the ISO 3740 standard with accuracy class 2 or higher were used .
 - A-weighted sound pressure level L_{pA} (re 20 μ Pa), in decibel. The values are calculated from the sound power level in accordance with ISO 11203: $L_{pA} = L_{WA} - Q_2$ at a distance of $d = 1$ m to the reference box.

Subject to change without notice

To:

From:

13.03.2026
Page 4 of 11

VAP 11.15.3 – vap.danfoss.com

BOCK® HGX22e/190-4

Engine: 220-240V Δ / 380-420V Y -3- 50Hz

Refrigerant: R452A



Subject:

Performance data table

Application: Refrigeration & AC
Reference temperature: Dew point
Supply frequency: 50 Hz
Voltage: 400 V
Suction gas superheat: 10 K
Subcooling (outside cond.): 0 K

tc [°C]		to [°C]									
		0.0	-5.0	-10.0	-15.0	-20.0	-25.0	-30.0	-35.0	-40.0	-45.0
15.0	Q [W]										
	P [kW]										
	I [A]										
20.0	Q [W]	17900	14800	12100	9700	7690	5990	4570	3400	2470	1730
	P [kW]	2.71	2.71	2.66	2.55	2.39	2.20	1.99	1.76	1.52	1.28
	I [A]	5.02	5.03	4.96	4.81	4.62	4.39	4.15	3.90	3.68	3.47
25.0	Q [W]	16700	13800	11200	8970	7080	5480	4150	3060	2180	1490
	P [kW]	3.04	2.99	2.88	2.73	2.53	2.31	2.06	1.80	1.54	1.29
	I [A]	5.47	5.40	5.26	5.05	4.80	4.52	4.23	3.95	3.70	3.48
30.0	Q [W]	15500	12800	10400	8240	6470	4980	3750	2730	1920	1270
	P [kW]	3.36	3.26	3.10	2.90	2.67	2.40	2.13	1.84	1.55	1.28
	I [A]	5.92	5.78	5.56	5.28	4.97	4.64	4.30	3.99	3.71	3.47
35.0	Q [W]	14300	11800	9450	7520	5880	4500	3360	2420	1670	1070
	P [kW]	3.67	3.52	3.31	3.07	2.79	2.49	2.18	1.86	1.55	1.25
	I [A]	6.38	6.15	5.86	5.51	5.13	4.74	4.36	4.01	3.70	3.45
40.0	Q [W]	13200	10700	8600	6810	5290	4020	2980	2120	1430	880.00
	P [kW]	3.97	3.76	3.51	3.22	2.90	2.56	2.22	1.87	1.53	1.22
	I [A]	6.83	6.52	6.14	5.72	5.28	4.83	4.41	4.02	3.69	3.42
45.0	Q [W]	12000	9690	7750	6100	4710	3560	2610	1830	1210	708.00
	P [kW]	4.26	4.00	3.69	3.36	2.99	2.62	2.24	1.86	1.50	1.16
	I [A]	7.27	6.87	6.42	5.92	5.41	4.91	4.44	4.01	3.66	3.38
50.0	Q [W]		8680	6890	5390	4130	3090	2240	1550	993.00	
	P [kW]		4.22	3.87	3.48	3.07	2.66	2.24	1.84	1.45	
	I [A]		7.20	6.67	6.10	5.52	4.96	4.44	3.99	3.61	
55.0	Q [W]		7660	6030	4680	3550	2630	1880	1280		
	P [kW]		4.43	4.02	3.59	3.14	2.68	2.23	1.79		
	I [A]		7.52	6.90	6.26	5.61	4.99	4.43	3.94		
60.0	Q [W]		6630	5170	3960	2970	2170	1520			
	P [kW]		4.62	4.16	3.67	3.18	2.69	2.20			
	I [A]		7.80	7.10	6.38	5.67	4.99	4.39			

Preliminary capacity data.



Supplementary cooling or reduced suction gas temperature ($\Delta t_{oh} < 20K$)

to Evaporating temperature
tc Condensing temperature
Q Compressor refrigeration capacity
P Power consumption
I Current draw

Subject to change without notice

To:

From:

13.03.2026
Page 5 of 11

VAP 11.15.3 – vap.danfoss.com

BOCK® HGX22e/190-4

Engine: 220-240V Δ / 380-420V Y -3- 50Hz

Refrigerant: R452A



Subject:

Scope of supply

Semi-hermetic two cylinder reciprocating compressor with drive motor
Single-section compressor housing with hermetically integrated electric motor

Winding protection with PTC resistor sensors and electronic trigger unit INT69 G
115-230 V AC, 50/60 Hz, IP00

Oil pump

Possibility for connection of oil pressure safety switch MP55

Possibility of connection of oil level controllers ESK, Traxoil, AC+R or CARLY ¹⁾

Oil charge:

HG: **BOCK**lub A46

HGX: **BOCK**lub E55

Sight glass

Suction and discharge line valve

Inert gas charge

Accessories

Oil sump heater

110-240 V - 1 - 50/60 Hz, 50-120 W, IP66

PTC heater self-regulating

Oil pressure safety switch MP55 230 V - 1 - 50/60 Hz, IP20 ²⁾

USB converter for INT69 G Diagnose ²⁾

INT69 G Diagnose 115-230 V AC, 50/60 Hz, IP00 (INT69 G not applicable)

Thermal protection thermostat per cylinder cover ³⁾

Hot gas temperature sensor (Pt1000, for external evaluation) ³⁾

Thermal protection thermostat per cylinder cover

Additional fan

230 V AC - 1 - 50 Hz, 97 W, IP44

230 V AC - 1 - 60 Hz, 128 W ²⁾

4 anti-vibration pads enclosed

Special voltage and/or frequency (on request)

1) Only with additional adapter possible

2) Enclosure

BOCK® HGX22e/190-4

Engine: 220-240V Δ / 380-420V Y -3- 50Hz

Refrigerant: R452A



Subject:

3) Mounted

Subject to change without notice

To:

From:

13.03.2026
Page 7 of 11

VAP 11.15.3 – vap.danfoss.com

BOCK® HGX22e/190-4

Engine: 220-240V Δ / 380-420V Y -3- 50Hz

Refrigerant: R452A



Subject:

Dimensions and connections

Subject to change without notice

To:

From:

13.03.2026
Page 8 of 11

VAP 11.15.3 – vap.danfoss.com

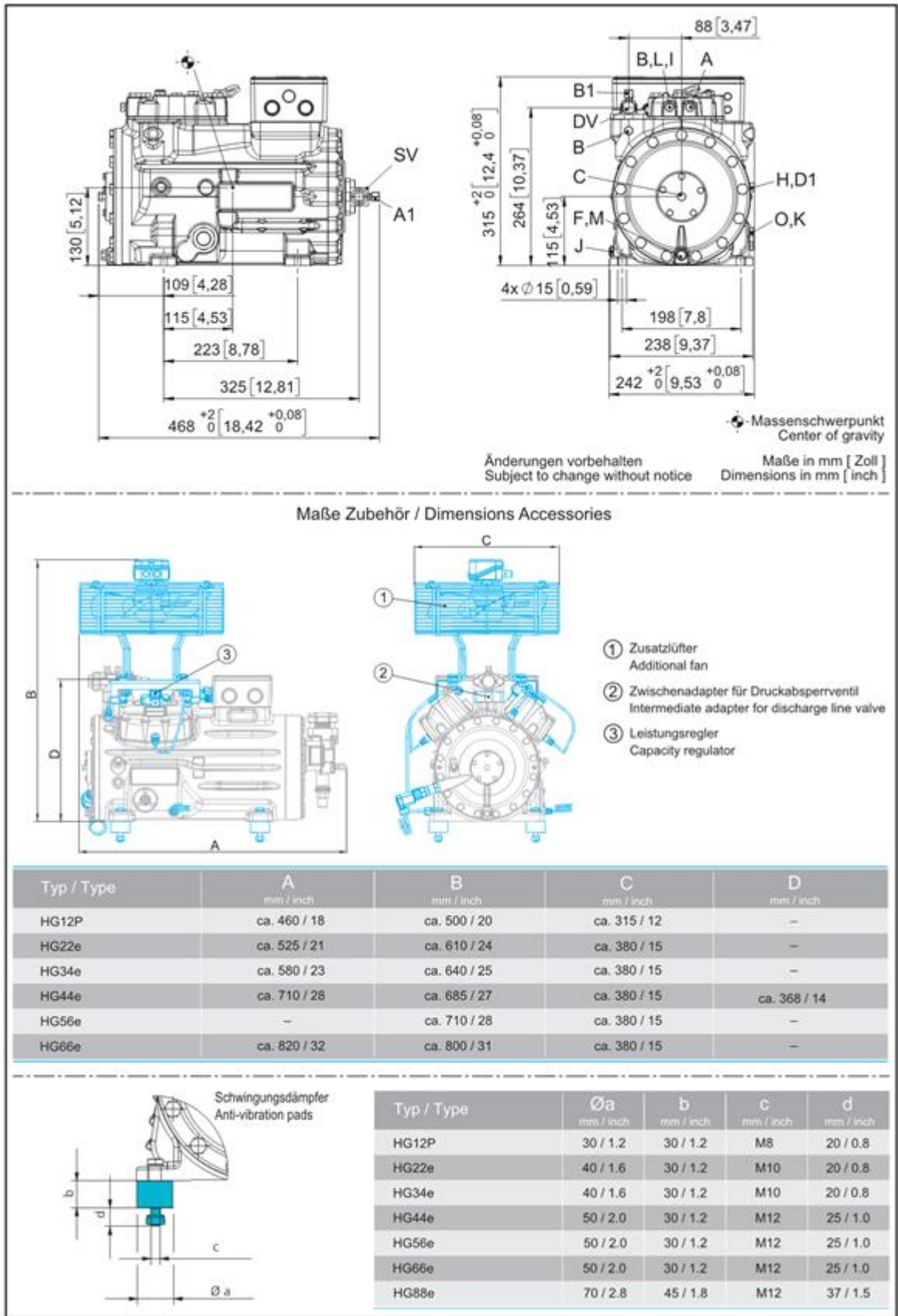
BOCK® HGX22e/190-4

Engine: 220-240V Δ / 380-420V Y -3- 50Hz

Refrigerant: R452A



Subject:



Subject to change without notice

To:

From:

13.03.2026
Page 9 of 11

VAP 11.15.3 – vap.danfoss.com

BOCK® HGX22e/190-4

Engine: 220-240V Δ / 380-420V Y -3- 50Hz

Refrigerant: R452A

**Subject:**

SV	Suction line valve, tube \varnothing ¹⁾	22 mm - 7/8 "
DV	Discharge line valve, tube \varnothing ¹⁾	16 mm - 5/8 "
A	Connection suction side, not lockable	1/8 " NPTF
A1	Connection suction side, lockable	7/16 " UNF
B	Connection discharge side, not lockable	1/8 " NPTF
B1	Connection discharge side, lockable	7/16 " UNF
C	Connection oil pressure safety switch OIL	1/8 " NPTF
D1	Connection oil return from oil separator	1/4 " NPTF
F	Oil drain	M 12 x 1.5
H	Oil charge plug	1/4 " NPTF
I	Connection hot gas temperature sensor	1/8 " NPTF
J	Connection oil sump heater	3/8 " NPTF
K	Sight glass	1 1/8 " - 18 UNEF
L	Connection thermal protection thermostat	1/8 " NPTF
M	Oil strainer	M 12 x 1.5
O	Connection oil level regulator	1 1/8 " - 18 UNEF

1) Brazing connection

Subject to change without notice

To:

From:

13.03.2026
Page 10 of 11VAP 11.15.3 – vap.danfoss.com

BOCK® HGX22e/190-4

Engine: 220-240V Δ / 380-420V Y -3- 50Hz

Refrigerant: R452A



Subject:

Product photo



Subject to change without notice

To:

From:

13.03.2026
Page 11 of 11

VAP 11.15.3 – vap.danfoss.com