

BOCK® HGX34e/315-4 S

Engine: 220-240V Δ / 380-420V Y -3- 50Hz

Refrigerant: R513A



Subject:

Performance data

Application: Refrigeration & AC

Refrigerant	R513A	Compressor refrigeration capacity	7.57 kW
Reference temperature	Dew point	Evaporator refrigeration capacity	7.57 kW
Power supply	50 Hz, 400 V	Power consumption	3.49 kW
Supply frequency	50 Hz	Current draw (400 V)	7.93 A
Evaporating temperature	-10.0 °C	Coefficient of performance (COP/EER)	2.17
<i>Evaporating pressure (abs.)</i>	<i>2.23 bar</i>	Condensing capacity	11.10 kW
Condensing temperature	45.0 °C	Mass flow	0.065 kg/s
<i>Condensing pressure (abs.)</i>	<i>12.17 bar</i>	Discharge end temperature	71.3 °C ¹⁾
Suction gas superheat	8 K		
Subcooling (outside cond.)	0 K		
Usable superheat	100%		

Preliminary capacity data.

-
- 1) The stated value of the discharge end temperature is a mere calculated value. Additional cooling and heat dissipation are not considered. Deviations (particularly in deep freezing applications) from the real measured discharge temperature during operation are possible.

Subject to change without notice

To:

From:

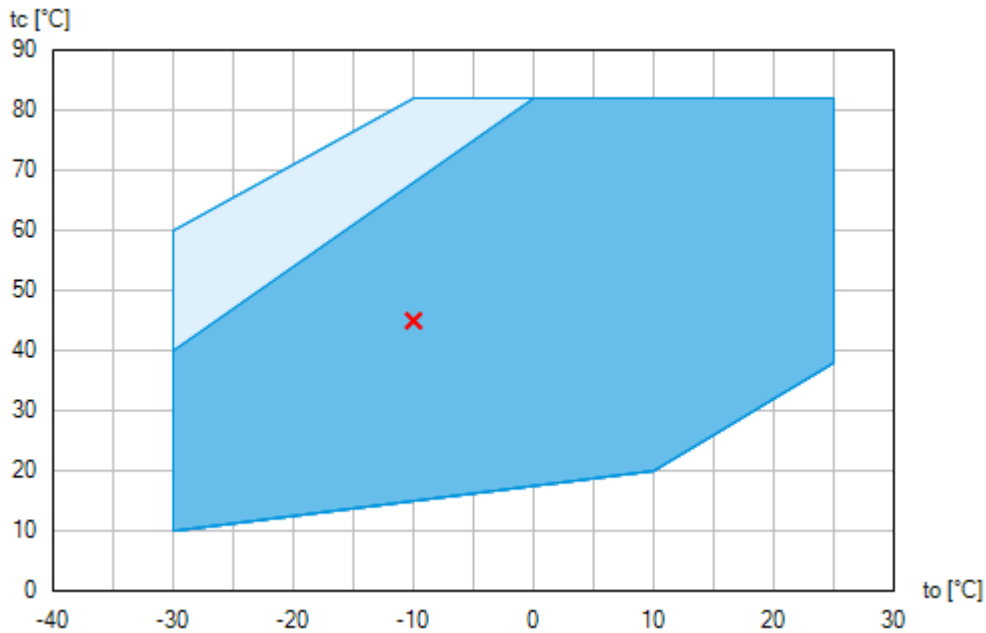
14.03.2026



Page 1 of 12

VAP 11.15.3 – vap.danfoss.com

Subject:

Operating limits



-  Unlimited application range
-  Supplementary cooling or reduced suction gas temperature ($\Delta t_{oh} < 20K$)

Compressor operation is possible within the limits shown on the diagrams of application. Please note the coloured areas. Compressor application limits should not be chosen for design purposes or continuous operation. Axis values refer to dew point (saturated vapour line).

BOCK® HGX34e/315-4 S

Engine: 220-240V Δ / 380-420V Y -3- 50Hz

Refrigerant: R513A



Subject:

Technical data

Number of cylinders / Bore / Stroke	4 / 50 mm / 40 mm
Displacement 50/60 Hz (1450/1740 1/min)	27,30 / 32,80 m ³ /h
Voltage ¹⁾	220-240V Δ / 380-420V Y -3- 50Hz
	265-290V Δ / 440-480V Y -3- 60Hz
Max. working current ²⁾	26.0 / 15.0 A
Max. power consumption ²⁾	8.9 kW
Starting current (rotor blocked) ²⁾	114.0 / 66.0 A
Motor protection	INT69 G
Protection terminal box	IP 66
Weight	96 kg
Frequency range ³⁾	25 - 70 Hz
Max. permissible overpressure (g) (LP/HP) ⁴⁾	19 / 28 bar
Connection suction line SV	28 mm - 1 1/8 "
Connection discharge line DV	22 mm - 7/8 "
Lubrication	Oil pump
Oil type R134a, R404A, R407A/C/F, R448A, R449A, R450A, R513A	BOCKlub E55
Oil type R22	BOCKlub A46
Oil charge	1,3 Ltr.
Dimensions Length / Width / Height	535 / 282 / 318 mm
Sound power level L _{WA} ⁵⁾	71 dB(A) @ -35 °C / +40 °C
	67 dB(A) @ -10 °C / +45 °C
	67 dB(A) @ +5 °C / +50 °C
Sound pressure level L _{pA} ⁵⁾	58 dB(A) @ -35 °C / +40 °C
	55 dB(A) @ -10 °C / +45 °C
	54 dB(A) @ +5 °C / +50 °C

1) Tolerance (± 10%) relates to the mean value of the voltage range. Other voltages and current types on request

All data are based on voltage rms values

Subject to change without notice

To:

From:

14.03.2026

Page 3 of 12

VAP 11.15.3 – vap.danfoss.com

BOCK® HGX34e/315-4 S

Engine: 220-240V Δ / 380-420V Y -3- 50Hz

Refrigerant: R513A



Subject:

- 2) - The stated value for the max. power consumption is valid for the adjusted power supply.
 - Starting current (rotor blocked):
 - Part winding (PW) motors: Winding 1 / Winding 1+2
 - Delta/Star (Δ/Y) motors: Δ / Y
 - Take account of the max. operating current / max. power consumption for designing motor contractors, feed lines, fuses and motor protection switches. Motor contractors: Consumption category AC3.
- 3) The maximum permissible working current of the compressor (I_{max}) must not be exceeded. Take account of the guidelines for use of frequency inverter (see compressor assembly instruction or selection software).
- 4) LP = Low pressure
HP = High pressure
- 5) Declared dual-number noise emission values are in accordance with ISO 4871. The corresponding uncertainty to the sound power level is K_{WA} = 2,5 dB and to the sound pressure level is K_{pA} = 2,5 dB. The values are valid for 50 Hz with the refrigerant R404A at the standard rating points according to EN 12900.
 - A-weighted sound power level L_{WA} (re 1 pW), in decibel. To determine the values, measurement methods of the ISO 3740 standard with accuracy class 2 or higher were used .
 - A-weighted sound pressure level L_{pA} (re 20 μPa), in decibel. The values are calculated from the sound power level in accordance with ISO 11203: L_{pA} = L_{WA} - Q₂ at a distance of d = 1m to the reference box.

Subject to change without notice

To:

From:

14.03.2026
Page 4 of 12

VAP 11.15.3 – vap.danfoss.com

BOCK® HGX34e/315-4 S

Engine: 220-240V Δ / 380-420V Y -3- 50Hz

Refrigerant: R513A



Subject:

Performance data table

Application: Refrigeration & AC

Reference temperature: Dew point

Supply frequency: 50 Hz

Voltage: 400 V

Suction gas superheat: 8 K

Subcooling (outside cond.): 0 K

tc [°C]		to [°C]									
		10.0	5.0	0.0	-5.0	-10.0	-15.0	-20.0	-25.0	-30.0	-35.0
10.0	Q [W]									4380	
	P [kW]									1.73	
	I [A]									6.26	
15.0	Q [W]					12500	9710	7410	5530	4040	
	P [kW]					2.53	2.40	2.21	2.00	1.77	
	I [A]					6.97	6.85	6.68	6.50	6.30	
20.0	Q [W]	27100	22400	18400	14800	11700	9050	6870	5100	3700	
	P [kW]	2.74	2.87	2.90	2.84	2.72	2.54	2.32	2.07	1.82	
	I [A]	7.17	7.29	7.32	7.27	7.15	6.98	6.78	6.56	6.34	
25.0	Q [W]	25500	21100	17200	13800	10900	8380	6330	4670	3360	
	P [kW]	3.15	3.22	3.18	3.07	2.90	2.67	2.42	2.14	1.86	
	I [A]	7.58	7.64	7.61	7.50	7.32	7.11	6.86	6.62	6.37	
30.0	Q [W]	23900	19700	16000	12800	10100	7710	5790	4230	3020	
	P [kW]	3.56	3.56	3.46	3.29	3.07	2.80	2.50	2.19	1.89	
	I [A]	8.01	8.00	7.90	7.72	7.49	7.23	6.95	6.66	6.40	
35.0	Q [W]	22300	18300	14800	11800	9200	7040	5250	3800	2680	
	P [kW]	3.96	3.88	3.73	3.50	3.23	2.91	2.58	2.24	1.90	
	I [A]	8.44	8.36	8.18	7.94	7.66	7.34	7.02	6.70	6.41	
40.0	Q [W]	20700	16900	13700	10800	8380	6370	4710	3380	2340	
	P [kW]	4.34	4.20	3.98	3.70	3.37	3.01	2.64	2.26	1.90	
	I [A]	8.88	8.71	8.46	8.15	7.80	7.44	7.07	6.72	6.41	
45.0	Q [W]	19100	15500	12500	9800	7570	5700	4180	2960	2020	
	P [kW]	4.71	4.49	4.21	3.87	3.49	3.09	2.68	2.27	1.88	
	I [A]	9.31	9.05	8.72	8.34	7.93	7.52	7.11	6.73	6.39	
50.0	Q [W]	17400	14200	11300	8820	6760	5050	3660	2550	1710	
	P [kW]	5.05	4.77	4.42	4.02	3.59	3.15	2.69	2.25	1.83	
	I [A]	9.72	9.38	8.97	8.51	8.04	7.57	7.13	6.71	6.35	
55.0	Q [W]	15800	12800	10100	7850	5960	4410	3150	2160	1420	
	P [kW]	5.37	5.02	4.61	4.15	3.67	3.18	2.69	2.21	1.77	
	I [A]	10.20	9.68	9.19	8.66	8.13	7.61	7.12	6.68	6.30	
60.0	Q [W]	14200	11400	8950	6890	5180	3780	2660	1790	1140	
	P [kW]	5.66	5.24	4.77	4.25	3.72	3.18	2.65	2.14	1.67	
	I [A]	10.50	9.96	9.38	8.78	8.18	7.61	7.08	6.62	6.22	
65.0	Q [W]	12700	10100	7810	5950	4420	3170	2190	1440		
	P [kW]	5.92	5.43	4.89	4.33	3.74	3.16	2.58	2.04		
	I [A]	10.90	10.20	9.53	8.86	8.20	7.58	7.02	6.53		
70.0	Q [W]	11100	8690	6690	5030	3670	2590	1740			
	P [kW]	6.15	5.59	4.99	4.36	3.73	3.10	2.48			
	I [A]	11.20	10.40	9.65	8.90	8.19	7.52	6.93			
75.0	Q [W]	9490	7370	5600	4140	2960	2030				
	P [kW]	6.35	5.72	5.05	4.37	3.68	3.00				
	I [A]	11.40	10.60	9.72	8.90	8.13	7.42				

Subject to change without notice

To:

From:

14.03.2026

Page 5 of 12

VAP 11.15.3 – vap.danfoss.com

BOCK® HGX34e/315-4 S

Engine: 220-240V Δ / 380-420V Y -3- 50Hz

Refrigerant: R513A



Subject:

80.0	Q [W]	7960	6080	4530	3260	2260					
	P [kW]	6.50	5.80	5.07	4.33	3.59					
	I [A]	11.60	10.70	9.75	8.86	8.03					

Preliminary capacity data.



Supplementary cooling or reduced suction gas temperature ($\Delta t_{oh} < 20K$)

- t_o* Evaporating temperature
- t_c* Condensing temperature
- Q* Compressor refrigeration capacity
- P* Power consumption
- I* Current draw

Subject to change without notice

To:

From:

14.03.2026
Page 6 of 12

VAP 11.15.3 – vap.danfoss.com

BOCK® HGX34e/315-4 S

Engine: 220-240V Δ / 380-420V Y -3- 50Hz

Refrigerant: R513A



Subject:

Scope of supply

Semi-hermetic four cylinder reciprocating compressor with drive motor
Single-section compressor housing with hermetically integrated electric motor

Winding protection with PTC resistor sensors and electronic trigger unit INT69 G
115-230 V AC, 50/60 Hz, IP00

Oil pump

Possibility for connection of oil pressure safety switch MP55

Possibility of connection of oil level controllers ESK, Traxoil, AC+R or CARLY ¹⁾

Oil charge:

HG: **BOCK**lub A46

HGX: **BOCK**lub E55

Sight glass

Suction and discharge line valve

Inert gas charge

Accessories

(Digital) capacity regulator DCR14 230 V - 1 - 50/60 Hz, IP65
possible equipment see Capacity regulator 09900-DGbF

Cylinder cover prepared for digital capacity regulator

Oil sump heater

110-240 V - 1 - 50/60 Hz, 50-120 W, IP66

PTC heater self-regulating

Oil pressure safety switch MP55 230 V - 1 - 50/60 Hz, IP20 ²⁾

USB converter for INT69 G Diagnose ²⁾

INT69 G Diagnose 115-230 V AC, 50/60 Hz, IP00 (INT69 G not applicable)

Thermal protection thermostat per cylinder cover ³⁾

Additional fan

230 V AC - 1 - 50 Hz, 97 W, IP44

230 V AC - 1 - 60 Hz, 128 W ²⁾

Step protection

Injection nozzle for liquid injection ²⁾

4 anti-vibration pads enclosed

Special voltage and/or frequency (on request)

Subject to change without notice

To:

From:

14.03.2026

Page 7 of 12

VAP 11.15.3 – vap.danfoss.com

BOCK® HGX34e/315-4 S
Engine: 220-240V Δ / 380-420V Y -3- 50Hz
Refrigerant: R513A



Subject:

-
- 1) Only with additional adapter possible
 - 2) Enclosure
 - 3) Mounted

Subject to change without notice

To:

From:

14.03.2026
Page 8 of 12

VAP 11.15.3 – vap.danfoss.com

BOCK® HGX34e/315-4 S
Engine: 220-240V Δ / 380-420V Y -3- 50Hz
Refrigerant: R513A



Subject:

Dimensions and connections

Subject to change without notice

To:

From:

14.03.2026
Page 9 of 12

VAP 11.15.3 – vap.danfoss.com

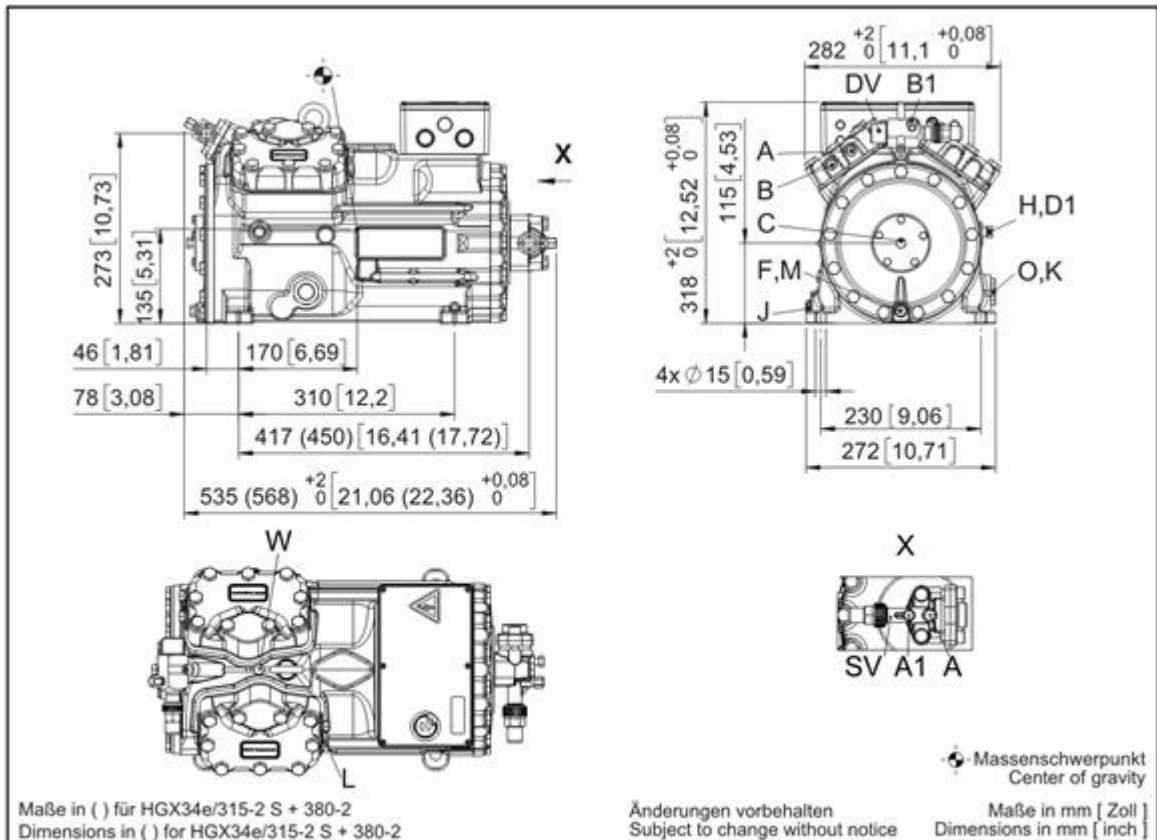
BOCK® HGX34e/315-4 S

Engine: 220-240V Δ / 380-420V Y -3- 50Hz

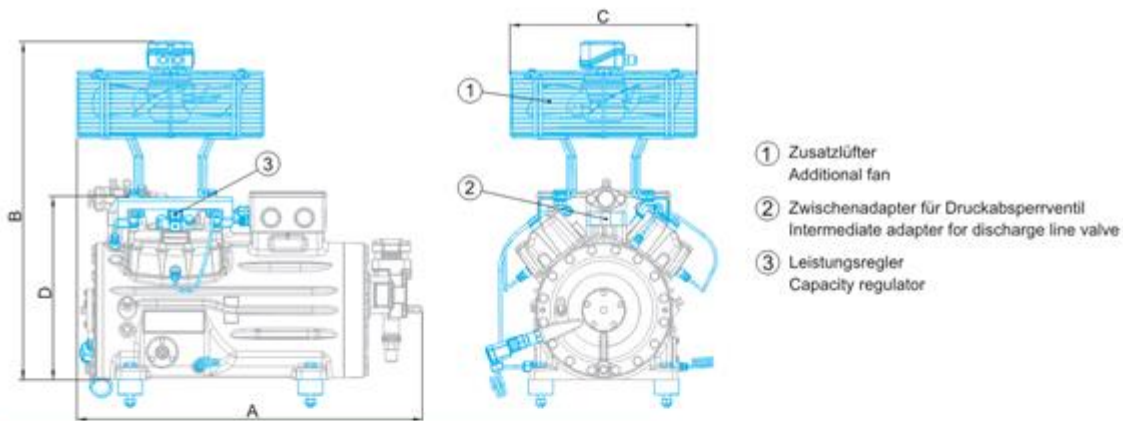
Refrigerant: R513A



Subject:



Maße Zubehör / Dimensions Accessories

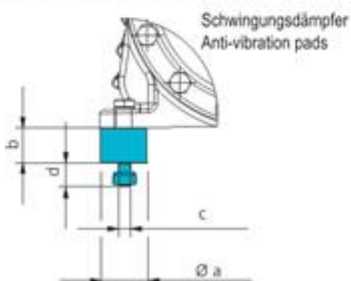


Typ / Type	A mm / inch	B mm / inch	C mm / inch	D mm / inch
HG12P	ca. 460 / 18	ca. 500 / 20	ca. 315 / 12	-
HG22e	ca. 525 / 21	ca. 610 / 24	ca. 380 / 15	-
HG34e	ca. 580 / 23	ca. 640 / 25	ca. 380 / 15	-
HG44e	ca. 710 / 28	ca. 685 / 27	ca. 380 / 15	368 / 14
HG56e	-	ca. 710 / 28	ca. 380 / 15	-
HG66e	ca. 820 / 32	ca. 800 / 31	ca. 380 / 15	-

Ansicht X: Anschlussmöglichkeit für Öt Spiegelregulator
View X: Possibility of connection of oil level regulator



- Dreilochanschluss für TRAXOIL (3xM6x10)
Three-hole connection for TRAXOIL (3xM6x10)
- Dreilochanschluss für ESK, AC+R, CARLY (3xM6x10)
Three-hole connection for ESK, AC+R, CARLY (3xM6x10)



Typ / Type	Øa mm / inch	b mm / inch	c mm / inch	d mm / inch
HG12P	30 / 1.2	30 / 1.2	M8	20 / 0.8
HG22e	40 / 1.6	30 / 1.2	M10	20 / 0.8
HG34e	40 / 1.6	30 / 1.2	M10	20 / 0.8
HG44e	50 / 2.0	30 / 1.2	M12	25 / 1.0
HG56e	50 / 2.0	30 / 1.2	M12	25 / 1.0
HG66e	50 / 2.0	30 / 1.2	M12	25 / 1.0
HG88e	70 / 2.8	45 / 1.8	M12	37 / 1.5

ange without notice

14.03.2026
Page 10 of 12

l.15.3 - vap.danfoss.com

BOCK® HGX34e/315-4 S

Engine: 220-240V Δ / 380-420V Y -3- 50Hz

Refrigerant: R513A

**Subject:**

SV	Suction line valve, tube \varnothing ¹⁾	28 mm - 1 1/8 "
DV	Discharge line valve, tube \varnothing ¹⁾	22 mm - 7/8 "
A	Connection suction side, not lockable	1/8 " NPTF
A1	Connection suction side, lockable	7/16 " UNF
B	Connection discharge side, not lockable	1/8 " NPTF
B1	Connection discharge side, lockable	7/16 " UNF
C	Connection oil pressure safety switch OIL	1/8 " NPTF
D1	Connection oil return from oil separator	1/4 " NPTF
F	Oil drain	M 12 x 1.5
H	Oil charge plug	1/4 " NPTF
J	Connection oil sump heater	3/8 " NPTF
K	Sight glass	1 1/8 " - 18 UNEF
L	Connection thermal protection thermostat	1/8 " NPTF
M	Oil strainer	M 12 x 1.5
O	Connection oil level regulator	1 1/8 " - 18 UNEF

1) Brazing connection

Subject to change without notice

To:

From:

14.03.2026
Page 11 of 12VAP 11.15.3 – vap.danfoss.com

BOCK® HGX34e/315-4 S
Engine: 220-240V Δ / 380-420V Y -3- 50Hz
Refrigerant: R513A



Subject:

Product photo



Subject to change without notice

To:

From:

14.03.2026
Page 12 of 12

VAP 11.15.3 – vap.danfoss.com